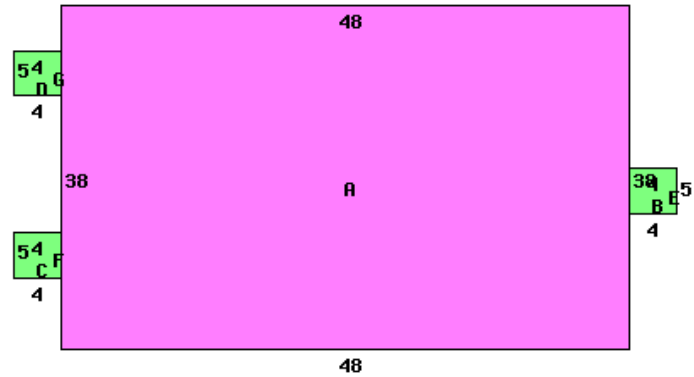




CAMA / Cont: 1

SHB+	CONS	TYPE	FACT	SQ-FT	VALUE		
1	F	M		1824		a	*MAIN
	CAN	P		20	160	b	PORCH
	CAN	P		20	160	c	PORCH
	CAN	P		20	160	d	PORCH
	STP	P		20	80	e	PORCH
	STP	P		20	80	f	PORCH
	STP	P		20	80	g	PORCH



126 W NORTH AVE 45810

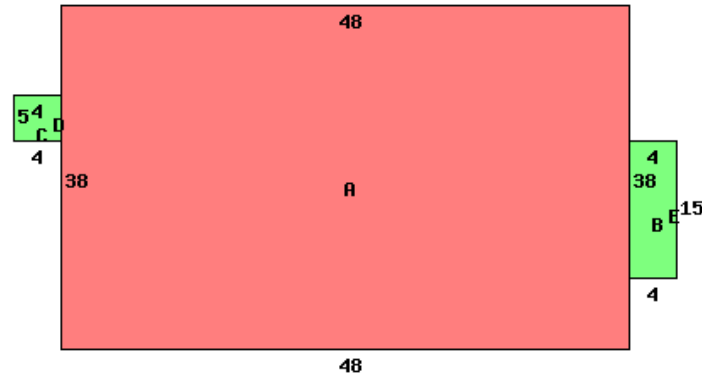
Occupancy 6 Apartment		*DWELLING COMPUTATIONS	
		Sq-Ft	Value
Story Height	1		
Floor Level		1824	130540
	Main		130540
	Subtotal		
	Roof		
Shingle	B 1 2 U A		
	FRAME		
	GABLE		
Plaster/Drywall	X	Extra Living Units	3500
Floor/Carpet	X	Plumbing	7000
Number of Rooms	9 2	Extra Features	720
Bedrooms	6	Total Value	141760
Central Heat	A		
ELECTRIC			
Plumbing			
Standard	3		

Bldg Type	SHB+Cons	DixHt	Area	Unit	Grade	Blt/Renov	Replace	Phy	Fnc	True
2 DWELLING	3UNIT	38X48	1824	38.71	C	1989AV	170110	.40	.25	76550

Call Back: - - - - Sign: Date: Lister: 25-140009.0000-v082020R

CAMA / Cont: 2

SHB+	CONS	TYPE	FACT	SQ-FT	VALUE		ADDTN
1	F	A		1824		a	
	CAN	P		60	480	b	PORCH
	CAN	P		20	160	c	PORCH
	STP	P		20	80	d	PORCH
	STP	P		60	240	e	PORCH



126 W NORTH AVE 45810

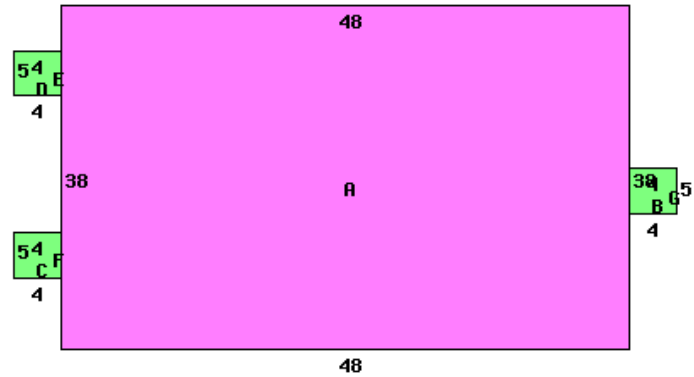
Occupancy 6 Apartment		*DWELLING COMPUTATIONS	
Story Height	1	Sq-Ft	Value
Floor Level	Main	1824	130540
	Subtotal		130540
Shingle	Roof		
	B 1 2 U A		
Plaster/Drywall	X	Extra Living Units	3500
Floor/Carpet	X	Plumbing	7000
Number of Rooms	9 2	Extra Features	960
Bedrooms	6	Total Value	142000
Central Heat	A		
ELECTRIC			
Plumbing			
Standard	3		

Bldg Type	SHB+Cons	DixHt	Area	Unit	Grade	Blt/Renov	Replace	Phy	Fnc	True
3 DWELLING	3UNIT	38X48	1824	38.71	C	1989AV	170400	.40	.25	76680

Call Back: - - - - Sign: Date: Lister: 25-140009.0000-v082020R

CAMA / Cont: 3

SHB+	CONS	TYPE	FACT	SQ-FT	VALUE		
1	F	M		1824		a	*MAIN
	CAN	P		20	160	b	PORCH
	CAN	P		20	160	c	PORCH
	CAN	P		20	160	d	PORCH
	STP	P		20	80	e	PORCH
	STP	P		20	80	f	PORCH
	STP	P		20	80	g	PORCH



126 W NORTH AVE 45810

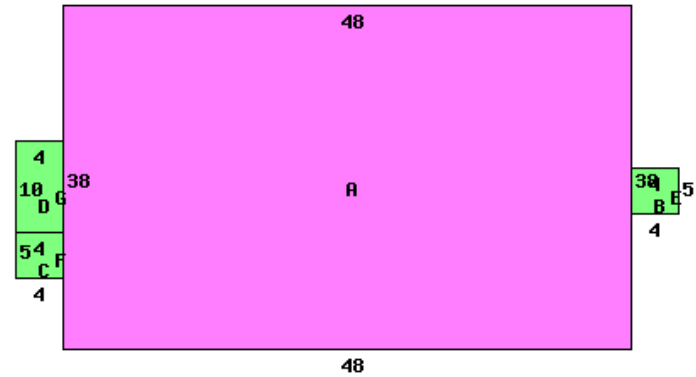
Occupancy 6 Apartment		*DWELLING COMPUTATIONS	
		Sq-Ft	Value
Story Height	1		
Floor Level		1824	130540
	Main		
	Subtotal		130540
	Roof		
Shingle	B 1 2 U A		
	FRAME		
	GABLE		
Plaster/Drywall	X	Extra Living Units	3500
Floor/Carpet	X	Plumbing	7000
Number of Rooms	9 2	Extra Features	720
Bedrooms	6	Total Value	141760
Central Heat	A		
ELECTRIC			
Plumbing			
Standard	3		

Bldg Type	SHB+Cons	DixHt	Area	Unit	Grade	Blt/Renov	Replace	Phy	Fnc	True
4 DWELLING	3UNIT	38X48	1824	38.71	C	1989AV	170110	.40	.25	76550

Call Back: - - - - Sign: Date: Lister: 25-140009.0000-v082020R

CAMA / Cont: 4

SHB+	CONS	TYPE	FACT	SQ-FT	VALUE		
1	F	M		1824		a	*MAIN
	CAN	P		20	160	b	PORCH
	CAN	P		20	160	c	PORCH
	CAN	P		40	320	d	PORCH
	STP	P		20	80	e	PORCH
	STP	P		20	80	f	PORCH
	STP	P		40	160	g	PORCH



126 W NORTH AVE 45810

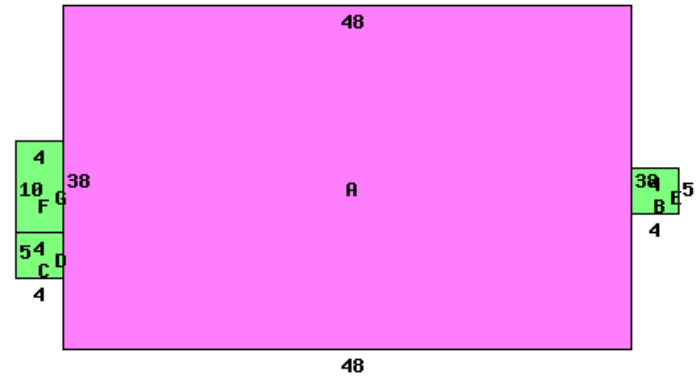
Occupancy 6 Apartment		*DWELLING COMPUTATIONS	
		Sq-Ft	Value
Story Height	1		
Floor Level		1824	130540
	Main		130540
	Subtotal		
	Roof		
Shingle			
	B 1 2 U A		
Plaster/Drywall	X		3500
Floor/Carpet	X		7000
Number of Rooms	9 2		960
Bedrooms	6		142000
Central Heat	A		
ELECTRIC			
Plumbing			
Standard	3		

Bldg Type	SHB+Cons	DixHt	Area	Unit	Grade	Blt/Renov	Replace	Phy	Fnc	True
5 DWELLING	3UNIT	38X48	1824	38.71	C	1989AV	170400	.40	.25	76680

Call Back: - - - - Sign: Date: Lister: 25-140009.0000-v082020R

CAMA / Cont: 5

SHB+	CONS	TYPE	FACT	SQ-FT	VALUE		
1	F	M		1824		a	*MAIN
	CAN	P		20	160	b	PORCH
	CAN	P		20	160	c	PORCH
	STP	P		20	80	d	PORCH
	STP	P		20	80	e	PORCH
	CAN	P		40	320	f	PORCH
	STP	P		40	160	g	PORCH



126 W NORTH AVE 45810

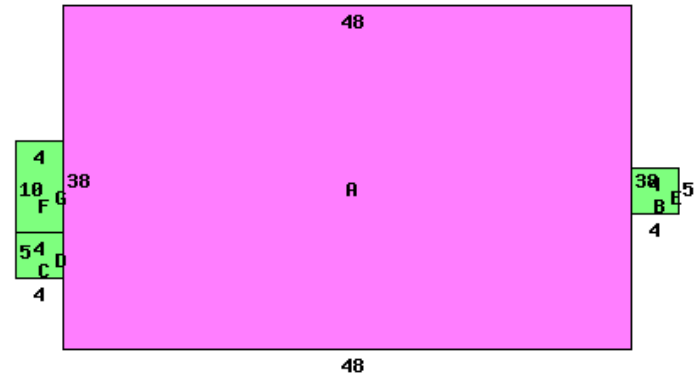
Occupancy 6 Apartment		*DWELLING COMPUTATIONS	
		Sq-Ft	Value
Story Height	1		
Floor Level		1824	130540
	Main		
	Subtotal		130540
	Roof		
Shingle	B 1 2 U A		
	FRAME		
	GABLE		
Plaster/Drywall	X	Extra Living Units	3500
Floor/Carpet	X	Plumbing	7000
Number of Rooms	9 2	Extra Features	960
Bedrooms	6	Total Value	142000
Central Heat	A		
ELECTRIC			
Plumbing			
Standard	3		

Bldg Type	SHB+Cons	DixHt	Area	Unit	Grade	Blt/Renov	Replace	Phy	Fnc	True
6 DWELLING	3UNIT	38X48	1824	38.71	C	1989AV	170400	.40	.25	76680

Call Back: - - - - Sign: Date: Lister: 25-140009.0000-v082020R

CAMA / Cont: 6

SHB+	CONS	TYPE	FACT	SQ-FT	VALUE		
1	F	M		1824		a	*MAIN
	CAN	P		20	160	b	PORCH
	CAN	P		20	160	c	PORCH
	STP	P		20	80	d	PORCH
	STP	P		20	80	e	PORCH
	CAN	P		40	320	f	PORCH
	STP	P		40	160	g	PORCH



126 W NORTH AVE 45810

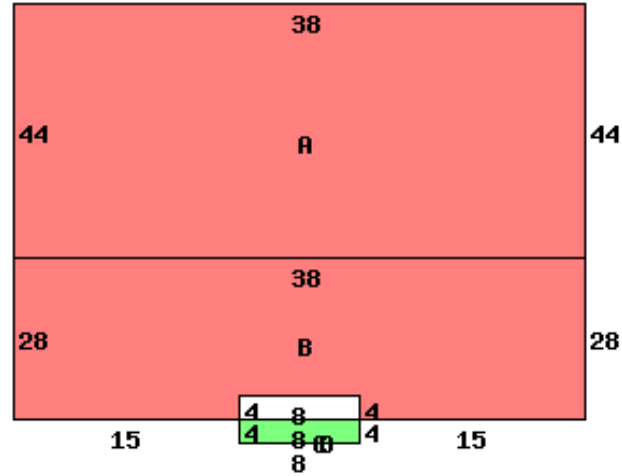
Occupancy 6 Apartment		*DWELLING COMPUTATIONS	
		Sq-Ft	Value
Story Height	1		
Floor Level		1824	130540
	Main		130540
	Subtotal		
	Roof		
Shingle			
	B 1 2 U A		
Plaster/Drywall	X		3500
Floor/Carpet	X		7000
Number of Rooms	9 2		960
Bedrooms	6		142000
Central Heat	A		
ELECTRIC			
Plumbing			
Standard	3		

Bldg Type	SHB+Cons	DixHt	Area	Unit	Grade	Blt/Renov	Replace	Phy	Fnc	True
7 DWELLING	3UNIT	38X48	1824	38.71	C	1989AV	170400	.40	.25	76680

Call Back: - - - - Sign: Date: Lister: 25-140009.0000-v082020R

CAMA / Cont: 7

SHB+	CONS	TYPE	FACT	SQ-FT	VALUE		ADDTN
1	F	A		1672		a	ADDTN
1	F	A		1032		b	ADDTN
	RFX	P		32	320	c	PORCH
	STP	P		32	130	d	PORCH



126 W NORTH AVE 45810

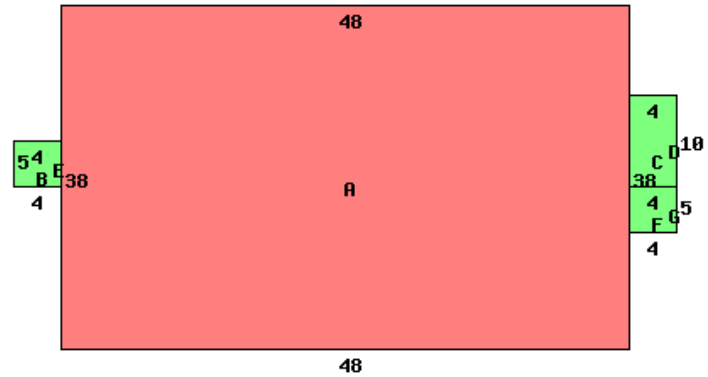
Occupancy 6 Apartment		*DWELLING COMPUTATIONS	
		Sq-Ft	Value
Story Height	1		
Floor Level		2704	174250
	Main		174250
	Subtotal		
	Roof		
Shingle	B 1 2 U A		
	FRAME		
	GABLE		
Plaster/Drywall	X	Extra Living Units	3500
Floor/Carpet	X	Plumbing	7000
Number of Rooms	9 2	Extra Features	450
Bedrooms	6	Total Value	185200
Central Heat	A		
ELECTRIC			
Plumbing			
Standard	3		

Bldg Type	SHB+Cons	DixHt	Area	Unit	Grade	Blt/Renov	Replace	Phy	Fnc	True
8 OFF/LAUND		FtxFt		Rate		Cond	Value	Dpr	Dpr	Value
			2709	48.51	C	1989AV	131410	.40	.25	59130

Call Back: - - - - Sign: Date: Lister: 25-140009.0000-v082020R

CAMA / Cont: 8

SHB+	CONS	TYPE	FACT	SQ-FT	VALUE		ADDTN
1	F	A		1824		a	
	CAN	P		20	160	b	PORCH
	CAN	P		40	320	c	PORCH
	STP	P		40	160	d	PORCH
	STP	P		20	80	e	PORCH
	CAN	P		20	160	f	PORCH
	STP	P		20	80	g	PORCH



126 W NORTH AVE 45810

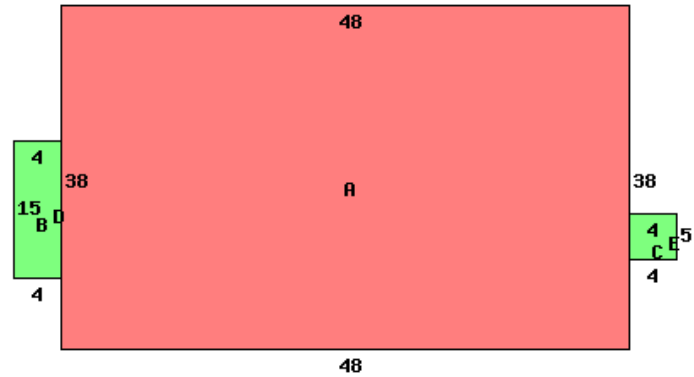
Occupancy 6 Apartment		*DWELLING COMPUTATIONS	
		Sq-Ft	Value
Story Height	1		
Floor Level		1824	130540
	Main		
	Subtotal		130540
	Roof		
Shingle	B 1 2 U A		
	FRAME		
	GABLE		
Plaster/Drywall	X	Extra Living Units	3500
Floor/Carpet	X	Plumbing	7000
Number of Rooms	9 2	Extra Features	960
Bedrooms	6	Total Value	142000
Central Heat	A		
ELECTRIC			
Plumbing			
Standard	3		

Bldg Type	SHB+Cons	DixHt	Area	Unit	Grade	Blt/Renov	Replace	Phy	Fnc	True
9 DWELLING	3UNIT	38X48	1824	38.71	C	1989AV	170400	.40	.25	76680

Call Back: - - - - Sign: Date: Lister: 25-140009.0000-v082020R

CAMA / Cont: 9

SHB+	CONS	TYPE	FACT	SQ-FT	VALUE		ADDTN
1	F	A		1824		a	
	CAN	P		60	480	b	PORCH
	CAN	P		20	160	c	PORCH
	STP	P		60	240	d	PORCH
	STP	P		20	80	e	PORCH



126 W NORTH AVE 45810

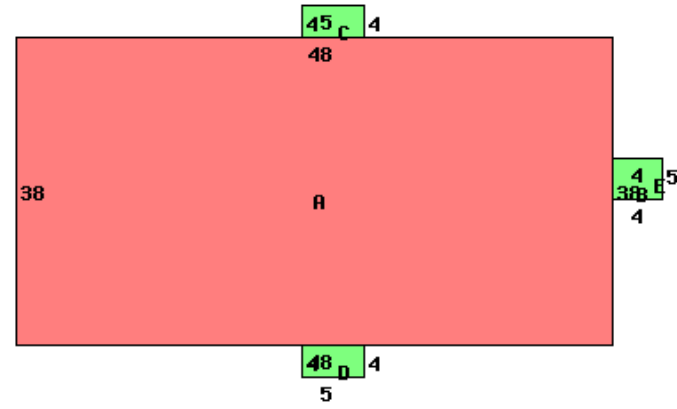
Occupancy 6 Apartment		*DWELLING COMPUTATIONS	
		Sq-Ft	Value
Story Height	1		
Floor Level	Main	1824	130540
	Subtotal		130540
	Roof		
Shingle	B 1 2 U A		
	FRAME		
	GABLE		
Plaster/Drywall	X	Extra Living Units	3500
Floor/Carpet	X	Plumbing	7000
Number of Rooms	9 2	Extra Features	960
Bedrooms	6	Total Value	142000
Central Heat	A		
ELECTRIC			
Plumbing			
Standard	3		

Bldg Type	SHB+Cons	DixHt	Area	Unit	Grade	Blt/Renov	Replace	Phy	Fnc	True
10 DWELLING	3UNIT	38X48	1824	38.71	C	1989AV	170400	.40	.25	76680

Call Back: - - - - Sign: Date: Lister: 25-140009.0000-v082020R

CAMA / Cont: 10

SHB+	CONS	TYPE	FACT	SQ-FT	VALUE		ADDTN
1	F	A		1824		a	
	CAN	P		20	160	b	PORCH
	STP	P		20	80	c	PORCH
	STP	P		20	80	d	PORCH
	STP	P		20	80	e	PORCH



126 W NORTH AVE 45810

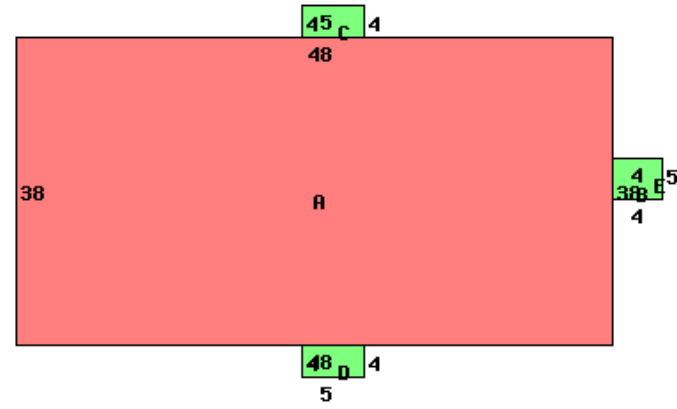
Occupancy 6 Apartment		*DWELLING COMPUTATIONS	
		Sq-Ft	Value
Story Height	1		
Floor Level		1824	130540
	Main		130540
	Subtotal		
	Roof		
Shingle	B 1 2 U A		
	FRAME		
	GABLE		
Plaster/Drywall	X	Extra Living Units	3500
Floor/Carpet	X	Plumbing	7000
Number of Rooms	9 2	Extra Features	400
Bedrooms	6	Total Value	141440
Central Heat	A		
ELECTRIC			
Plumbing			
Standard	3		

Bldg Type	SHB+Cons	DixHt	Area	Unit	Grade	Blt/Renov	Replace	Phy	Fnc	True
11 DWELLING	3UNIT	38X48	1824	38.71	C	1989AV	169730	.40	.25	76380

Call Back: - - - - Sign: Date: Lister: 25-140009.0000-v082020R

CAMA / Cont: 11

SHB+	CONS	TYPE	FACT	SQ-FT	VALUE		ADDTN
1	F	A		1824		a	
	CAN	P		20	160	b	PORCH
	STP	P		20	80	c	PORCH
	STP	P		20	80	d	PORCH
	STP	P		20	80	e	PORCH



126 W NORTH AVE 45810

Occupancy 6 Apartment		*DWELLING COMPUTATIONS	
		Sq-Ft	Value
Story Height	1		
Floor Level		1824	130540
	Main		130540
	Subtotal		
	Roof		
Shingle			
	B 1 2 U A		
Plaster/Drywall	X	Extra Living Units	3500
Floor/Carpet	X	Plumbing	7000
Number of Rooms	9 2	Extra Features	400
Bedrooms	6	Total Value	141440
Central Heat	A		
ELECTRIC			
Plumbing			
Standard	3		

Bldg Type	SHB+Cons	DixHt	Area	Unit	Grade	Blt/Renov	Replace	Phy	Fnc	True
12 DWELLING	3UNIT	38X48	1824	38.71	C	1989AV	169730	.40	.25	76380

Call Back: - - - - Sign: Date: Lister: 25-140009.0000-v082020R